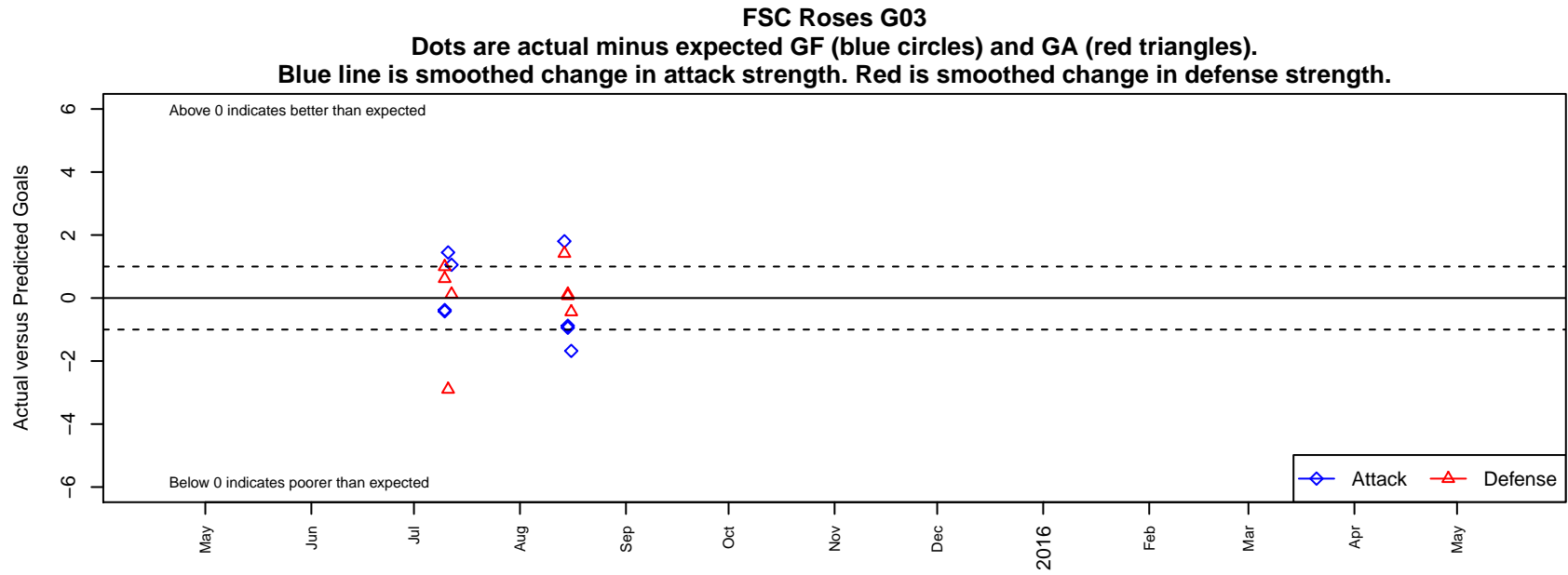


FSC Roses G03

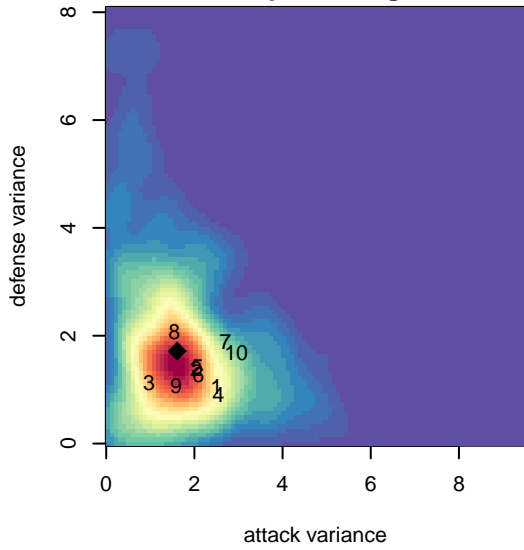
, OR
G03 total strength=440
attack=0.23 defense=0.36

alt names used:
FSC Roses 03G
FSC ROSES U12G

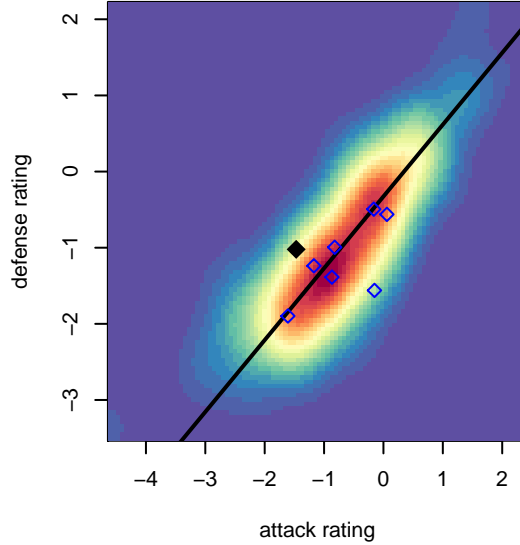
Venues played:
2015 PCU Summer Classic U12 Silver
2015 Mt Hood Challenge U12



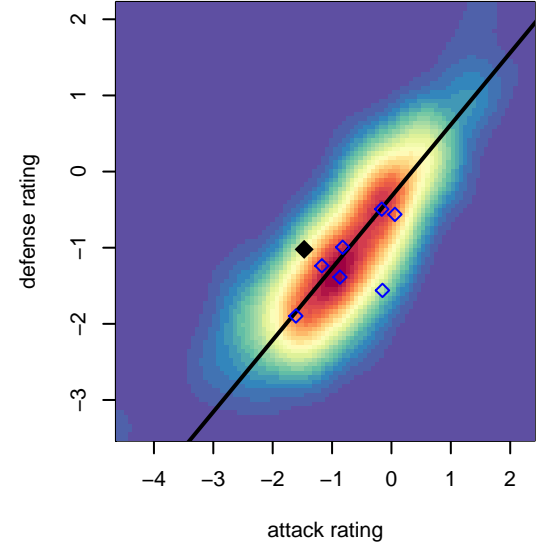
**attack and defense variance (black dot)
relative to other teams
and top 10 in region**



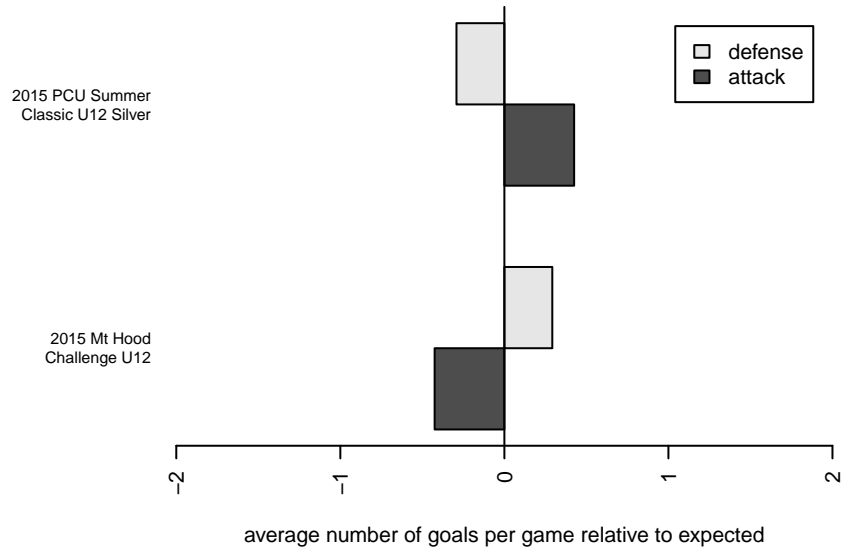
**attack and defense rating
relative to others at age
and all opponents in last 13 months**



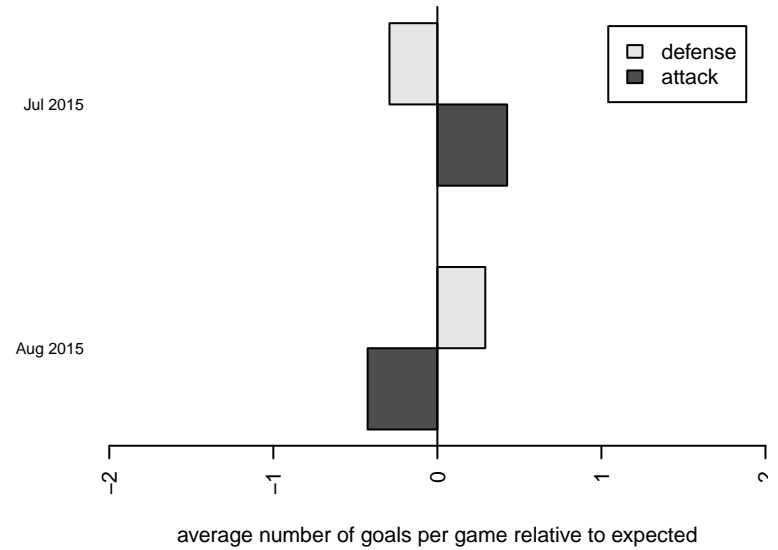
**attack and defense rating
relative to others at age
and all opponents in last 13 months**



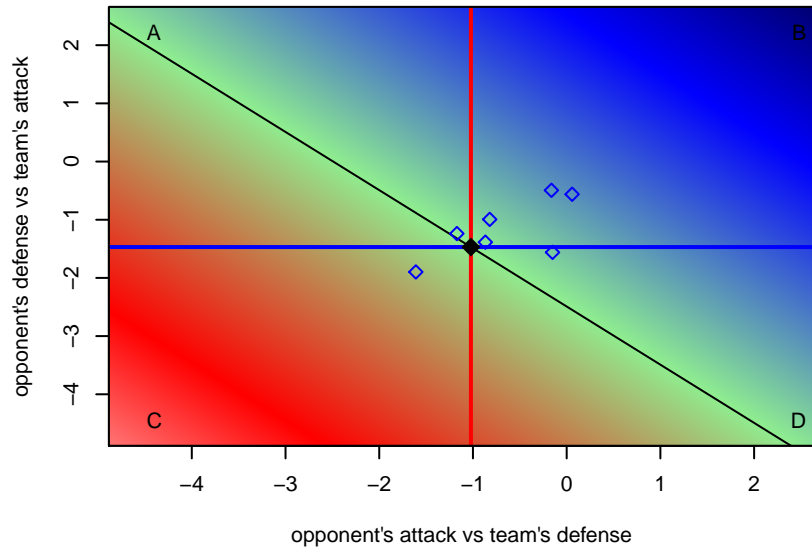
Performance relative to 13 month average



Performance relative to 13 month average



Distribution of opponents
 Red = Lose zone, Blue = Win zone, Green = Even
 Black line separates win/lose zones



lot. A=Neither has attack advantage, B=Opponent has both attack and defense advantage, C=Opponent has both attack and defense disadvantage, D=Both have

date	home		away		venue	pred.home	pred.away
2015-08-16	FSC Roses G03	0	NEU PDX Silver G03	1	2015 Mt Hood Challenge U12	1.68	0.56
2015-08-15	FSC Roses G03	0	BSC Portland Vapor G03	1	2015 Mt Hood Challenge U12	0.88	1.07
2015-08-15	FSC Roses G03	0	PCU Black G03	1	2015 Mt Hood Challenge U12	0.94	1.12
2015-08-14	Canby United Venom G03	1	FSC Roses G03	3	2015 Mt Hood Challenge U12	2.41	1.20
2015-07-12	FSC Roses G03	2	PCU Black G03	1	2015 PCU Summer Classic U12 Silver	0.94	1.12
2015-07-11	NEU PDX Blue G03	4	FSC Roses G03	2	2015 PCU Summer Classic U12 Silver	1.10	0.55
2015-07-10	Pacific FC Breakers G03	2	FSC Roses G03	0	2015 PCU Summer Classic U12 Silver	2.62	0.38
2015-07-10	Crossfire OR CUSC Red G03	2	FSC Roses G03	0	2015 PCU Summer Classic U12 Silver	2.99	0.42